

SCOPSERV
INTERNATIONAL INC.

ScopTEL™ IP PBX Software
Version Switcher for Telephony Server



Several software releases exist for ScopTel

The change logs for each release can be found here at

<https://support.scopserv.com/releases/>

Full support for Asterisk 1.8 requires ScopServ Telephony Release 2.5

The version switcher allows each system to be easily toggled between different releases of ScopServ Telephony

The version switcher also allows each system to be easily toggled between Asterisk 1.4 and Asterisk 1.8

To install ScopTel Telephony Software version 2.x, you will need to have active maintenance on your ScopTel server and be authorized to install 2.x (all licenses sold after January 1 2010 are authorized to use 2.x software). If your license doesn't already entitle the server for 2.x software, please ask your Scopserv rep to activate version 2.x on your license since a modification is needed for your license on our licensing server.

It is necessary to complete this step before proceeding if you do not already have ScopServ Telephony 2.x installed on your system.

Enabling ScopTel 2.x upgrade on GUI

Prerequisite: CentOS 5.x (ScopTel 2.x cannot be installed on CentOS 4.x and earlier)

On GUI -> Server- > License, you must do "Download Key" and check that Telephony 2.x is displayed on the list of modules.

On GUI -> Server -> Packages Manager, you must check "Upgrade to Telephony 2.x" and click on "Save" button.

Installing ScopTel 2.0 packages

On Server configuration, go to Packages Manager -> Packages and make sure that "Update OS and ScopServ" are enabled, then click Save.

You are now ready to update your system to ScopTel 2.x software.

To upgrade from the GUI, click on "Update Now" on Packages Manager.



Click “Update Now” to upgrade to the latest packages and satisfy all dependencies before proceeding to use the version switcher.

Packages Manager Cleanup Database **Update Now**

Configuration **Version Informations**

Version Informations: ScopServ Packages [1 to 17 of 17]

Search: Search

Name	Description	Installed	Last	Status
scopserv-core	The Core module used by all ScopServ Applications.	3.5.5	3.5.5	Ok
scopserv-framework	Framework System: common code, and inter-application communication.	3.3.3	3.3.3	Ok
scopserv-gollem	Web-based File Manager, providing the ability to fully manage a hierachical file system.	1.2	1.2	Ok
scopserv-ioncube	ionCube Loaders (encoded PHP files)	4.2.1	4.2.1	Ok
scopserv-network	Network Configuration, Firewall and Traffic Manager (Shaper)	2.1.7	2.1.7	Ok
scopserv-nic	Network Tools: basic network service monitoring.	0.1.1	0.1.1	Ok
scopserv-passwd	Password changing module	3.1.1	3.1.1	Ok
scopserv-realtime	A Realtime Monitor in AJAX	3.1.9	3.2	Click to Update
scopserv-reports	ScopSTATS (Reports module for ScopServ)	3.1.9	3.2	Click to Update
scopserv-server	Backup/Restore, Packages Manager and Certificate Manager (SSL) functionalities	2.1.16	2.1.16	Ok
scopserv-telephony	Telephony Manager for Asterisk (GUI)	2.5	2.5	Ok
scopserv-telephony-extra	Extra utilities for Telephony	2.1	2.1	Ok
scopserv-telephony-sounds	Additional sounds for Asterisk used by ScopServ	1.4.0	1.4.0	Ok
scopserv-telephony14	Telephony Manager 1.4 for Asterisk (GUI)	1.4.93	1.4.93	Toggle Version
scopserv-telephony20	Telephony Manager 2.0 for Asterisk (GUI)	2.0.40	2.0.40	Toggle Version
scopserv-telephony21	Telephony Manager 2.1 for Asterisk (GUI)		2.1.22	Click to Install
scopserv-telephony25	Telephony Manager 2.5 for Asterisk (GUI)	2.5.19.5	2.5.19.5	Ok

Columns to display: Select

Click to Install the missing Telephony package.

Packages Manager Cleanup Database | Update Now

Configuration | Version Informations

Version Informations: ScopServ Packages [1 to 17 of 17]

Search: Search

Name	Description	Installed	Last	Status
scopserv-core	The Core module used by all ScopServ Applications.	3.5.5	3.5.5	Ok
scopserv-framework	Framework System: common code, and inter-application communication.	3.3.3	3.3.3	Ok
scopserv-gollem	Web-based File Manager, providing the ability to fully manage a hierarchical file system.	1.2	1.2	Ok
scopserv-ioncube	ionCube Loaders (encoded PHP files)	4.2.1	4.2.1	Ok
scopserv-network	Network Configuration, Firewall and Traffic Manager (Shaper)	2.1.7	2.1.7	Ok
scopserv-nic	Network Tools: basic network service monitoring.	0.1.1	0.1.1	Ok
scopserv-passwd	Password changing module	3.1.1	3.1.1	Ok
scopserv-realtime	A Realtime Monitor in AJAX	3.1.9	3.2	Click to Update
scopserv-reports	ScopSTATS (Reports module for ScopServ)	3.1.9	3.2	Click to Update
scopserv-server	Backup/Restore, Packages Manager and Certificate Manager (SSL) functionalities	2.1.16	2.1.16	Ok
scopserv-telephony	Telephony Manager for Asterisk (GUI)	2.5	2.5	Ok
scopserv-telephony-extra	Extra utilities for Telephony	2.1	2.1	Ok
scopserv-telephony-sounds	Additional sounds for Asterisk used by ScopServ	1.4.0	1.4.0	Ok
scopserv-telephony14	Telephony Manager 1.4 for Asterisk (GUI)	1.4.93	1.4.93	Toggle Version
scopserv-telephony20	Telephony Manager 2.0 for Asterisk (GUI)	2.0.40	2.0.40	Toggle Version
scopserv-telephony21	Telephony Manager 2.1 for Asterisk (GUI)	2.1.22	2.1.22	Click to Install
scopserv-telephony25	Telephony Manager 2.5 for Asterisk (GUI)	2.5.19.5	2.5.19.5	Ok

Columns to display: Select



Wait for the package installation to complete.

Install Package: scopserv-telephony21 [X]

Installation Completed !

Loading plugging... [Warning]

Loaded plugins: fastestmirror [Checkmark]

Loading mirror speeds from cached hostfile [Checkmark]

* centos-extras: less.cogeco.net [Checkmark]

* centos-os: less.cogeco.net [Checkmark]

* centos-updates: less.cogeco.net [Checkmark]

* scopserv: ca.mirrors.scopserv.com [Checkmark]

centos-extras	2.1 kB	00:00	
centos-os	1.1 kB	00:00	
centos-updates	1.9 kB	00:00	
scopserv	1.1 kB	00:00	
scopserv/primary	25% [====]	0.0 B/s	104 kB --:-- ETA
scopserv/primary			401 kB 00:00
scopserv			<div style="width: 100%; height: 10px; background-color: green;"></div> 100.00% [Checkmark]

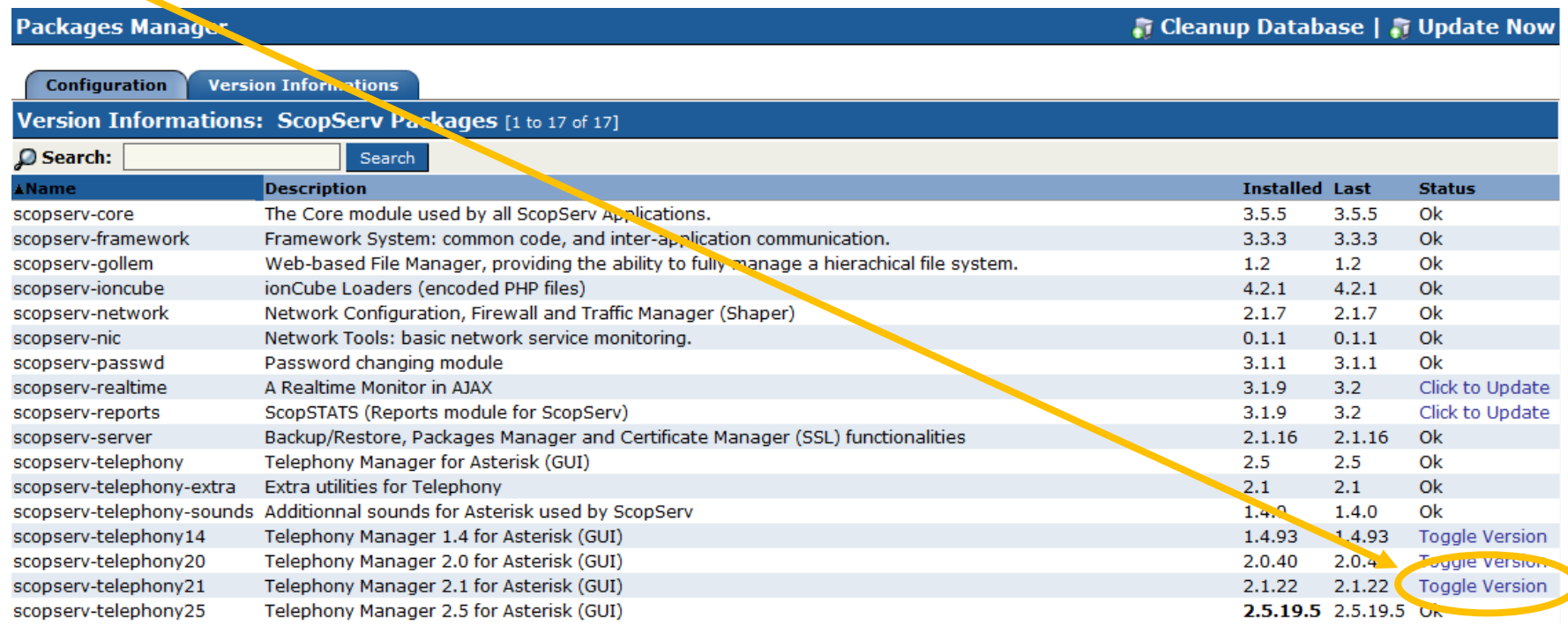
Excluding Packages in global exclude list [Warning]

Excluding Packages from Operating System (extras) [Warning]

Excluding Packages from Operating System (os) [Warning]



Click Toggle Version to select desired scopserv-telephony release.



Packages Manager Cleanup Database | Update Now

Configuration | **Version Informations**

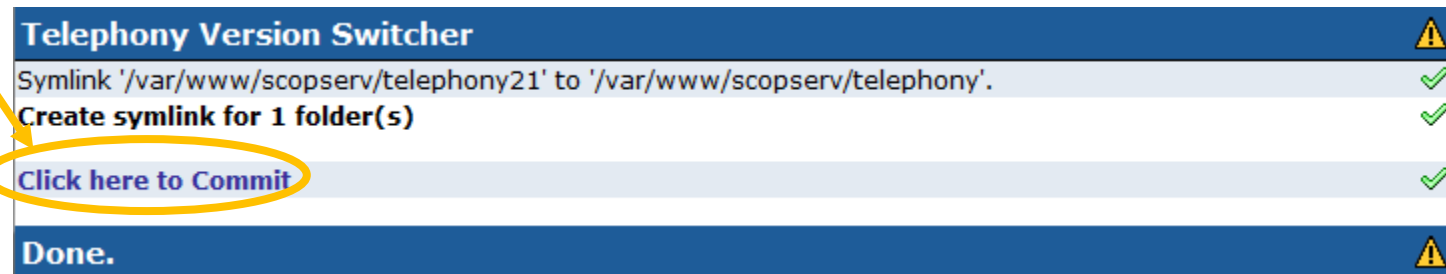
Version Informations: ScopServ Packages [1 to 17 of 17]

Search: Search

Name	Description	Installed	Last	Status
scopserv-core	The Core module used by all ScopServ Applications.	3.5.5	3.5.5	Ok
scopserv-framework	Framework System: common code, and inter-application communication.	3.3.3	3.3.3	Ok
scopserv-gollem	Web-based File Manager, providing the ability to fully manage a hierachical file system.	1.2	1.2	Ok
scopserv-ioncube	ionCube Loaders (encoded PHP files)	4.2.1	4.2.1	Ok
scopserv-network	Network Configuration, Firewall and Traffic Manager (Shaper)	2.1.7	2.1.7	Ok
scopserv-nic	Network Tools: basic network service monitoring.	0.1.1	0.1.1	Ok
scopserv-passwd	Password changing module	3.1.1	3.1.1	Ok
scopserv-realtime	A Realtime Monitor in AJAX	3.1.9	3.2	Click to Update
scopserv-reports	ScopSTATS (Reports module for ScopServ)	3.1.9	3.2	Click to Update
scopserv-server	Backup/Restore, Packages Manager and Certificate Manager (SSL) functionalities	2.1.16	2.1.16	Ok
scopserv-telephony	Telephony Manager for Asterisk (GUI)	2.5	2.5	Ok
scopserv-telephony-extra	Extra utilities for Telephony	2.1	2.1	Ok
scopserv-telephony-sounds	Additional sounds for Asterisk used by ScopServ	1.4.0	1.4.0	Ok
scopserv-telephony14	Telephony Manager 1.4 for Asterisk (GUI)	1.4.93	1.4.93	Toggle Version
scopserv-telephony20	Telephony Manager 2.0 for Asterisk (GUI)	2.0.40	2.0.4	Toggle Version
scopserv-telephony21	Telephony Manager 2.1 for Asterisk (GUI)	2.1.22	2.1.22	Toggle Version
scopserv-telephony25	Telephony Manager 2.5 for Asterisk (GUI)	2.5.19.5	2.5.19.5	Ok



- The GUI creates the necessary Symlink to toggle the scopserv-telephony version.
- Click to commit the changes.

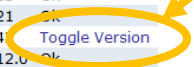


The GUI makes it possible to easily toggle between Asterisk releases.

Version Informations: ScopServ Packages [1 to 17 of 17]					
Name	Description	Installed	Last	Status	
scopserv-core	The Core module used by all ScopServ Applications.	3.5.5	3.5.5	Ok	
scopserv-framework	Framework System: common code, and inter-application communication.	3.3.3	3.3.3	Ok	
scopserv-gollem	Web-based File Manager, providing the ability to fully manage a hierarchical file system.	1.2	1.2	Ok	
scopserv-ioncube	ionCube Loaders (encoded PHP files)	4.2.1	4.2.1	Ok	
scopserv-network	Network Configuration, Firewall and Traffic Manager (Shaper)	2.1.7	2.1.7	Ok	
scopserv-nic	Network Tools: basic network service monitoring.	0.1.1	0.1.1	Ok	
scopserv-passwd	Password changing module	3.1.1	3.1.1	Ok	
scopserv-realtime	A Realtime Monitor in AJAX	3.1.9	3.2	Click to Update	
scopserv-reports	ScopSTATS (Reports module for ScopServ)	3.1.9	3.2	Click to Update	
scopserv-server	Backup/Restore, Packages Manager and Certificate Manager (SSL) functionalities	2.1.16	2.1.16	Ok	
scopserv-telephony	Telephony Manager for Asterisk (GUI)	2.5	2.5	Ok	
scopserv-telephony-extra	Extra utilities for Telephony	2.1	2.1	Ok	
scopserv-telephony-sounds	Additional sounds for Asterisk used by ScopServ	1.4.0	1.4.0	Ok	
scopserv-telephony14	Telephony Manager 1.4 for Asterisk (GUI)	1.4.93	1.4.93	Toggle Version	
scopserv-telephony20	Telephony Manager 2.0 for Asterisk (GUI)	2.0.40	2.0.40	Toggle Version	
scopserv-telephony21	Telephony Manager 2.1 for Asterisk (GUI)	2.1.22	2.1.22	Toggle Version	
scopserv-telephony25	Telephony Manager 2.5 for Asterisk (GUI)	2.5.19.5	2.5.19.5	Ok	

Version Informations: Asterisk Packages [1 to 9 of 9]					
Name	Description	Installed	Last	Status	
asterisk-addons14	Additional addons for Asterisk: the Open Source Linux PBX	1.4.13	1.4.13	Ok	
asterisk-sounds	Sounds package for Asterisk	1.4.21	1.4.21	Ok	
asterisk14	Asterisk 1.4 The Open Source Linux PBX	1.4.42	1.4.4	Toggle Version	
asterisk18	Asterisk 1.8 The Open Source Linux PBX	1.8.12.0	1.8.12.0	Ok	
dahdi	DAHDI Digium FXS/FXO drivers	2.6.0	2.6.0	Ok	

- In this example Asterisk 1.8 is in use and the system will be switched to Asterisk 1.4.
- Click on Toggle Version to switch to Asterisk 1.4.



Asterisk Version Switcher

Symlink '/usr/sbin/asterisk14' to '/usr/sbin/asterisk'.

Symlink '/usr/sbin/astgenkey14' to '/usr/sbin/astgenkey'.

Symlink '/usr/sbin/autosupport14' to '/usr/sbin/autosupport'.

Symlink '/usr/sbin/rasterisk14' to '/usr/sbin/rasterisk'.

Symlink '/usr/sbin/safe_asterisk14' to '/usr/sbin/safe_asterisk'.

Symlink '/usr/sbin/aelparse14' to '/usr/sbin/aelparse'.

Symlink '/usr/sbin/astman14' to '/usr/sbin/astman'.

Symlink '/usr/sbin/muted14' to '/usr/sbin/muted'.

Symlink '/usr/sbin/smsq14' to '/usr/sbin/smsq'.

Symlink '/usr/sbin/stereorize14' to '/usr/sbin/stereorize'.

Symlink '/usr/sbin/streamplayer14' to '/usr/sbin/streamplayer'.

Symlink '/etc/rc.d/init.d/asterisk14' to '/etc/rc.d/init.d/asterisk'.

Create symlink for 12 file(s)

Symlink '/usr/lib/asterisk14' to '/usr/lib/asterisk'.

Symlink '/usr/include/asterisk14' to '/usr/include/asterisk'.

Create symlink for 2 folder(s)

[Click here to Commit](#)

Done.

- The GUI writes the necessary Symlinks to switch to Asterisk 1.4.
- Click to commit and reload Asterisk.

Telephony: Commit Changes	✕
Sanity check ...	i
Check DAHDI (UDEV) permissions	✓
Check Default UDEV permissions	✓
Check Asterisk permissions	✓
Verify Sangoma Media Gateway (SMG) scripts ...	✓
Verify Free disk space for Snapshot (Minimum: 500 MB)	✓
Sound Manager	✓
Configuration Snapshot	i
Take a Snapshot of configuration ...	✓
Snapshot of Asterisk/DAHDI configurations files	
Generating configuration for ...	i
Multi-Tenants	✓
Activating Class of Services for tenant 'default'	
Generate Parking Lot 700 to 710.	
Write file: /etc/asterisk/features.conf	
Base Settings	✓
Write file: /etc/asterisk/asterisk.conf	
Write file: /etc/asterisk/privacy.conf	
Write file: /etc/asterisk/extconfig.conf	

Each database is written along with sanity checks and Asterisk is reloaded.



- Asterisk must be restarted to start running on the changed version.
- Click to the Telephony>Configuration>General tree.
- From the Telephony Server object click on Restart Service.

The screenshot shows the configuration interface for ScopTEL IP PBX. At the top, there is a navigation bar with various icons and labels: General, Configuration, Manager, Extensions, Lines, Interfaces, Virtual Fax, ACD, Applications, Provisioning, Audio, Billing, Miscellaneous, and Options. Below this is a section titled "Services Status:" which lists several services and their status. Each service has a corresponding "Restart Service" link, except for "IAXmodem (Virtual Modem)" which has a "Start Service" link. A yellow arrow points from the "Restart Service" link for the "Queue (ACD) Import (SQL)" service to the "Restart Service" link for the "Telephony Server" service.

Service Name	Status	Action
Telephony Server	Running	Restart Service
Queue (ACD) Import (SQL)	Running	Restart Service
Analog/Digital Modules (DAHDI/Wanpipe)	Running	Restart Service
mISDN (BRI) kernel driver	Service Disabled	
Sangoma Media Gateway (SMG/BRI) daemon	Service Disabled	
FastAGI Server	Running	Restart Service
HylaFAX (Virtual Fax)	Running	Restart Service
IAXmodem (Virtual Modem)	Stopped	Start Service
Flood Protection (Fail2ban)	Running	Restart Service





Summary

- The Version switcher can be used to toggle between any installed release of ScopServ Telephony based on current software entitlements.
- The Version switcher can be used to toggle between any installed release of ScopServ Asterisk packages.
- Upgrading and downgrading between releases is fully supported. Just repeat these steps and choose between installed versions.
- ScopServ reserves the right to deprecate older releases of packages.
- You should always maintain your system with the most current released packages and update to the current releases before opening a bug report with ScopServ support. This means that your software maintenance entitlement must be kept current at all times.
- Digium reserves the right to discontinue any release of Asterisk.
- ScopServ is not responsible for Asterisk bugs or software releases.

